


**NICES WATER FILTER - 6 Layer Media**

**Cleaner Water  
For Everybody**



**NICES WATER FILTER SYSTEM  
FOR COMMERCIAL AND RESIDENTIAL USE**

# NICES WATER FILTER - 6 Layer Media



## ⑤ Anthracite (Holland / Australia) 碳


While trapping the sediments, being the primary function of the carbon, it leaves 10% to 25% the chlorine in the water to give bacteria-static benefit to the water in the water tank

## ③ Fine Caravel 细沙

Remove dirt and prevent diseases such as typhoid, Cholera, Bihdryia and Amoeba.

## ① Coarse Gravel 粗沙

Anderbed support, to balance the pH and increase oxygen content and restoration of water quality.



## ⑥ Bio Ceramic 生物陶瓷

Bio Ceramic ball emit far-infrared to restructure water molecule into smaller. It also helps in the activation and oxygenation of water molecules for better cell absorption to promote metabolism and improve body immune and defense system.

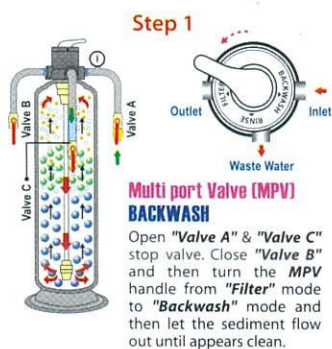
## ④ Zeolite (Australia) 火山石

It is a naturally occurring mineral rock, formed when mineral-rich underground water deposits crystallize. Its porous crystalline structure provides advanced filtration properties and procures a unique capacity to adsorb ammonia and various ionic species (metal ions, calcium, magnesium etc).

## ② Fine Sand 中沙

Further trapping of very fine sedimen at the surface of fine silica sand.

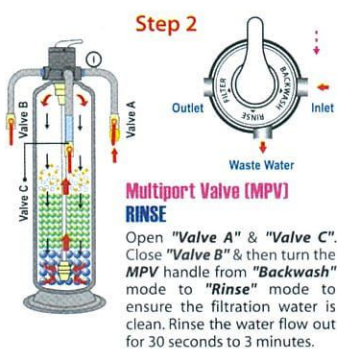
	FRP	STAINLESS STEEL
Total Height	48inch/1200mm	48inch/1200mm
Tank Height	42inch/1050mm	42inch/1050mm
Tank Diameter	10inch/250mm	10inch/250mm
Valve Size	1 or 3/4 inch	1 or 3/4 inch
Media Capacity	34kg	34kg
Weight	42kg	42kg
Min. Working Pressure	25psi	25psi
Max. Working Pressure	120psi	120psi
Flow Rate	30Lpm	40Lpm



### Step 1

#### Multi port Valve (MPV) BACKWASH

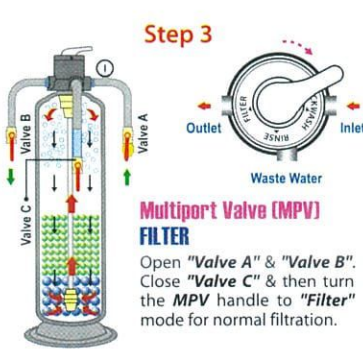
Open "Valve A" & "Valve C" stop valve. Close "Valve B" and then turn the MPV handle from "Filter" mode to "Backwash" mode and then let the sediment flow out until appears clean.



### Step 2

#### Multiport Valve (MPV) RINSE

Open "Valve A" & "Valve C". Close "Valve B" & then turn the MPV handle from "Backwash" mode to "Rinse" mode to ensure the filtration water is clean. Rinse the water flow out for 30 seconds to 3 minutes.



### Step 3

#### Multiport Valve (MPV) FILTER

Open "Valve A" & "Valve B". Close "Valve C" & then turn the MPV handle to "Filter" mode for normal filtration.



1 The colour in the backwash water indicates the level of dirt trapped by the Indah Water Filtration System.

2 Once th filter is clean, the backwash water will turn clean.